

BSD-???: Ground Source Heat Pumps (“Geothermal”) for Residential Heating and Cooling: Carbon Emissions and Efficiency

There has been a recent surge of interest in Ground Source Heat Pump (GSHP or “geothermal” or GeoExchange) systems for residential projects. Outrageous claims and misunderstandings about how they work are common. This digest provides some basic information and definitions, offers advice on how to compare the carbon emissions, and defines the climate regions and operating conditions for which GSHP systems are best suited.

What Are GSHPs

A heat pump is a device that takes heat at a lower temperature and “pumps” it to a higher temperature. A fridge contains a heat pump that takes heat from the interior and heats a coil at the back of the fridge. The back of the fridge is much warmer than the interior of the home, and the interior is cooler. The cost of doing this is electricity to run a compressor. An air conditioner is a heat pump that takes heat from a coil in ductwork (which cools the air that passes over it, thereby cooling the home) and pumps it to an outdoor unit (which is hot, so that the heat is released to the outdoors). These are familiar and well understood technologies.

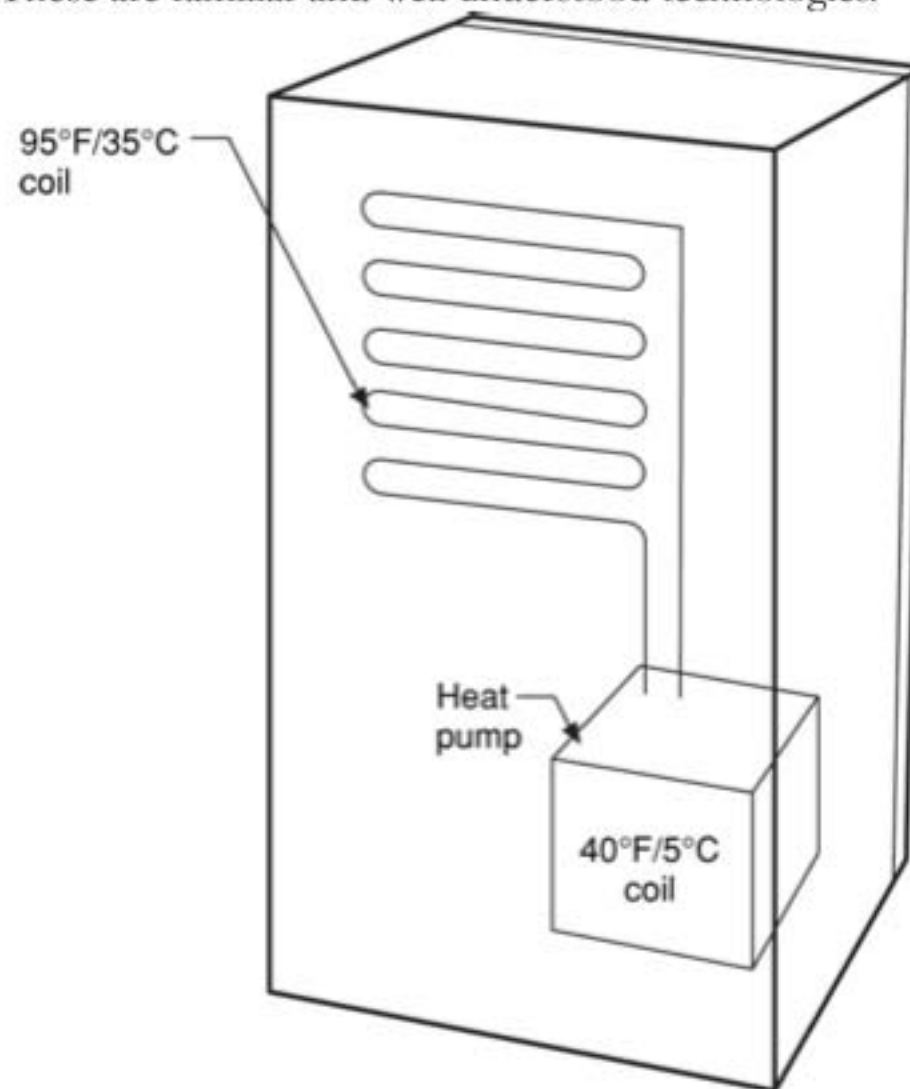
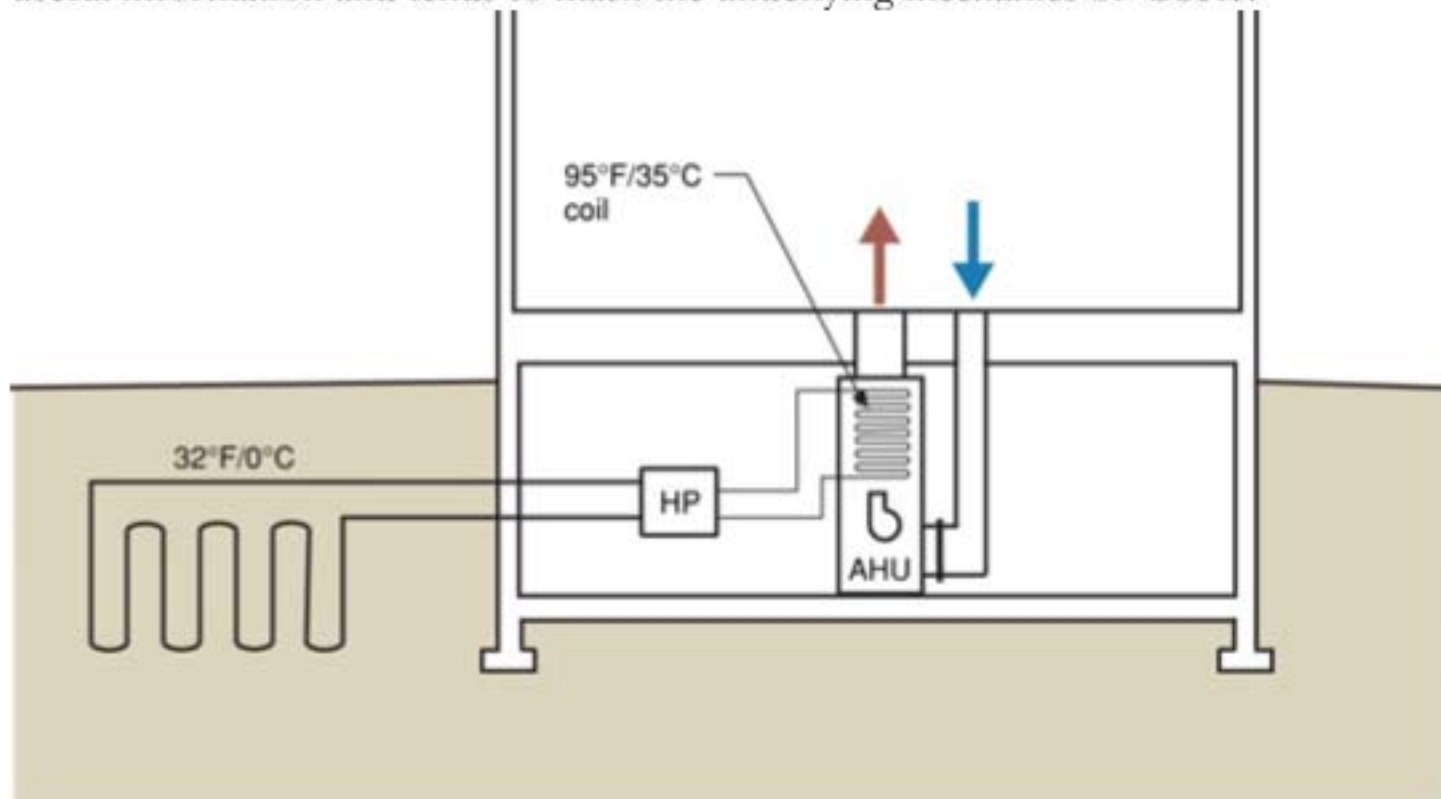


Figure: A Heat pump

A ground source heat pump either collects heat from the ground and pumps it to a coil inside the ductwork to provide heating, or collects heat from the same coil (thereby cooling the air) and rejects it to the ground. An air source heat pump, a more mature technology used for decades, collects heat from the exterior air during heating season and rejects heat to the exterior exactly the same as a standard air conditioner does.

The terms geothermal, geoexchange, or earth energy systems are sometimes used to describe a ground source heat pump system. Geothermal heating is more accurately reserved for systems that tap into hot (ideally hundreds of degrees) rocks or water in the earth for heating or power production. Areas of the world with geysers and active volcanoes (notably Iceland and New Zealand) can often use geothermal energy. GeoExchange is newer term that is used for GSHP. The use of this term provides no useful information and tends to mask the underlying mechanics of GSHP.



A Ground Source Heat Pump Schematic (operating in heating mode)

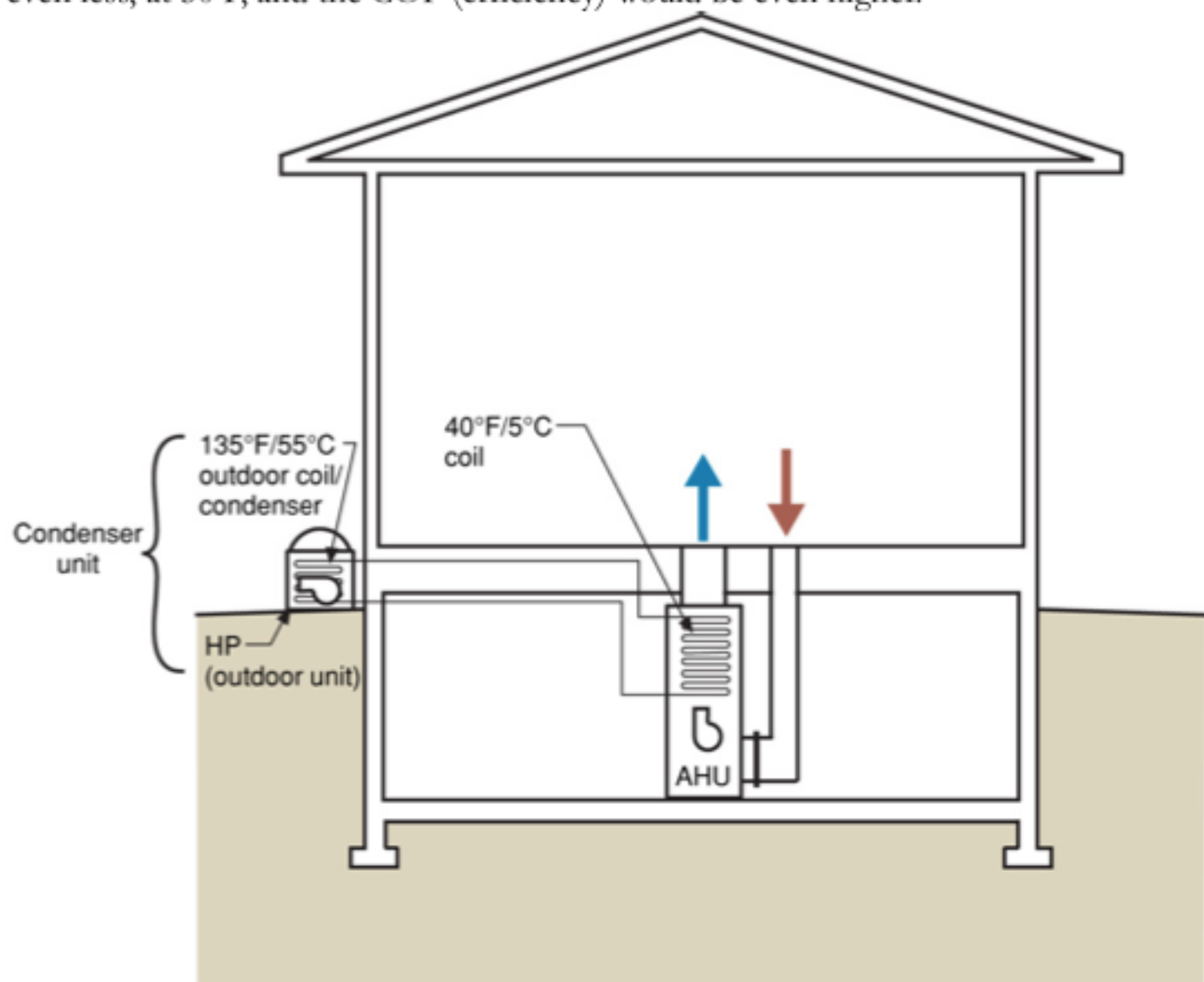
Efficiency

Heat pumps as part of manufactured systems like fridges are rated by the Department of Energy or NRCan for efficiency. A fridge of certain size (say 18 cu ft) is rated based on how much energy it should use in a year (in this example, 500 kWh/yr would be a decent fridge). This makes it very easy for consumers to choose between different products. Unfortunately air conditioners and heat pumps do not rate efficiency in such a straightforward manner.

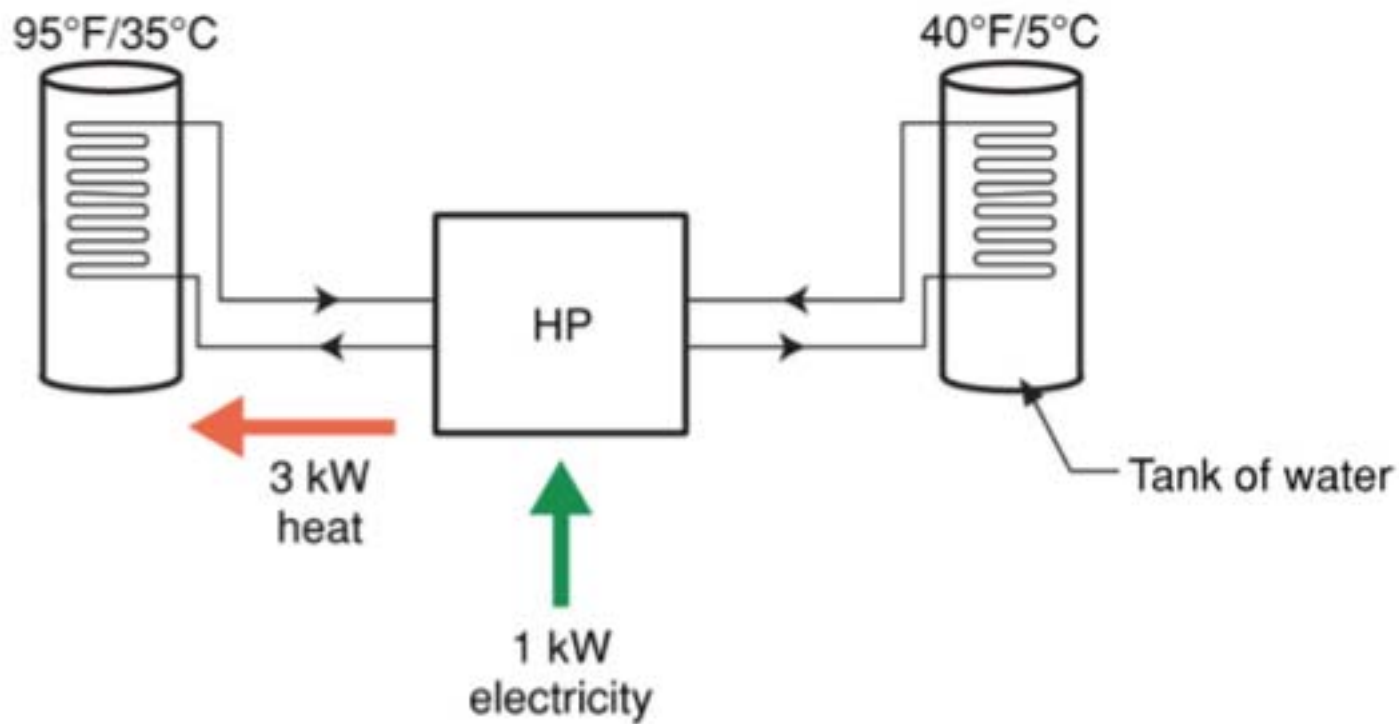
Regardless of the application, the best way to measure the efficiency of a heat pump itself is to report the amount of energy that is pumped relative to the amount that must be added to do the pumping. This measure is called the Coefficient of Performance:

$$\text{COP} = \text{quantity of heat pumped} / \text{energy required by pump}$$

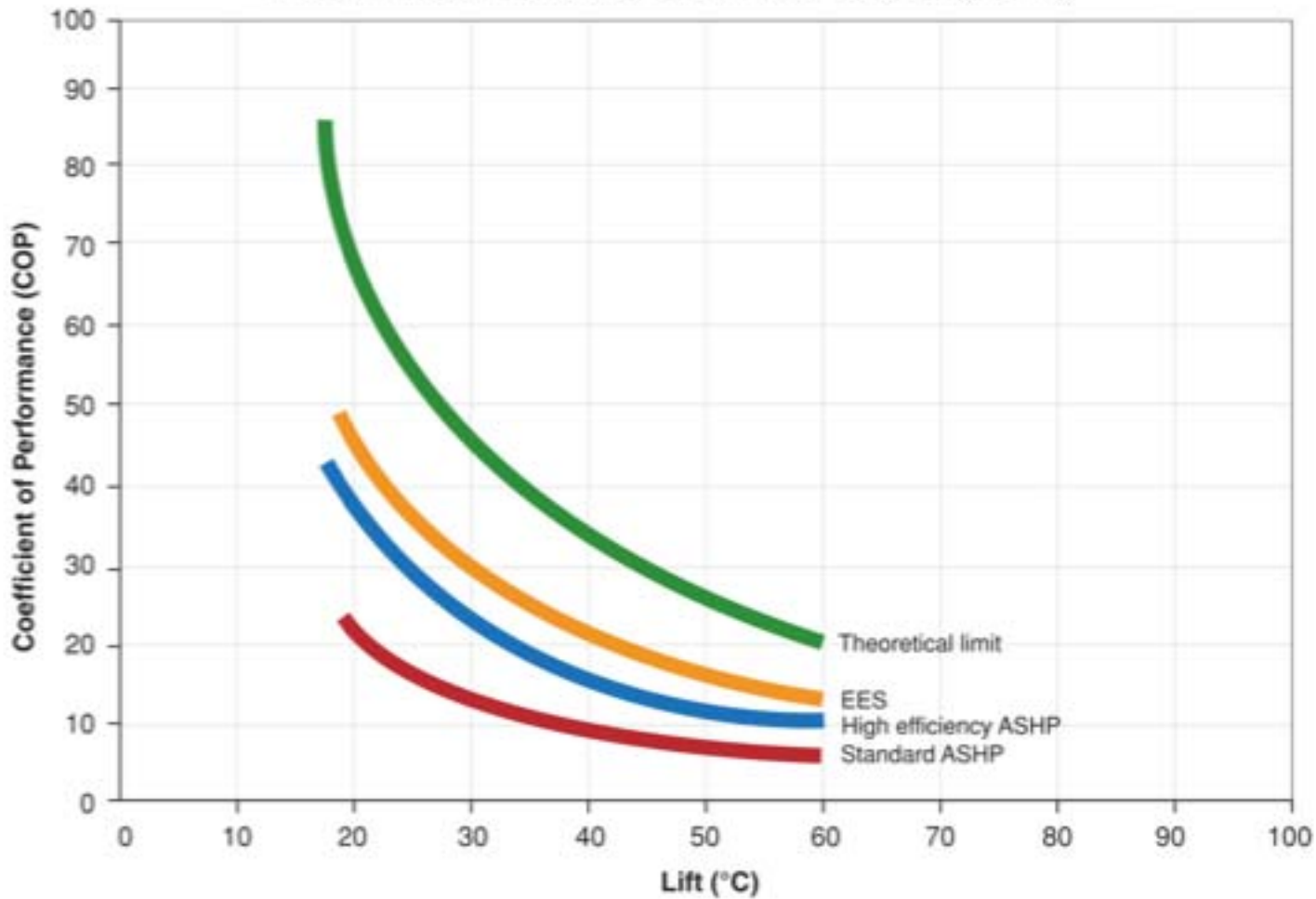
A typical modern air conditioner has a COP of about 3.5: this means it can remove about 3.5 kW of heat while consuming about 1 kW of electrical energy. The efficiency of all heat pumps increases as the “height” that must be pumped decreases. For example, to cool a home a typical conditioner must “pump” heat from a cold A-coil (the finned device hidden in the ductwork that picks up heat from the air flowing over it) temperature of about 40 F (5 C) to a hot temperature of about 135 F (60 C) a “height” of 85 F. If the same air conditioner only cooled the coil to 50 F, the COP would be higher and the heat pump (air conditioner) would be more efficient. If the air outdoors were cool, say 70 F, the outdoor condenser unit sitting next to the house would be more easily able to reject the heat to the outdoor air and so the outdoor coil might only need to be 100 F. In this scenario, the height would be even less, at 50 F, and the COP (efficiency) would be even higher.



A Standard Air Conditioner: An air-to-air heat pump that pumps heat from the interior to the exterior



Heat Pump Coefficient of Performance (COP)



The COP of a heat pump varies with the required temperature height that must be lifted.

Air conditioning systems are rated based on how much energy they need to provide cooling under specific standard test conditions (a set height to pump). The rating is called the Energy Efficiency Rating (EER) and numerically indicates the cooling provided (in Btu per hour) divided by the electricity required (in kW). This is a strange measure since these are two different unit systems (the former uses Imperial

units, and the latter is metric). It is easy to convert from EER to COP by dividing by 3.414. An air conditioner with an EER=12 would have a COP of 3.5. Because not all hours are very hot, the SEER rating or Seasonal Energy Efficiency Rating was developed to consider times when cooling is required but the temperatures are not as high outdoors. The conditions for the standard SEER test are a rather unrealistic 80 F indoors and 82 F outdoors: hence the advertised SEER rating can often be quite high (models with SEER=19 or COP of 5.5!) are now available. In reality, the performance at outdoor temperatures of 95 or 110 F (when one really needs cooling) are a COP of 3 to 4, and claims of COP over 4 are hard to substantiate under realistic indoor conditions (76 F), and hot (over 95 F) exterior conditions.

GSHP are unique in that their reported COP efficiency does not include the energy of the fluid or water pump required to move the fluid through the tubes in the ground. This electrical energy can be significant, particularly if the loop is long, the pipes are small, or the flow resistance within the heat pump unit is large. The largest factor in pump energy is design: if the designer and installer of the loop and the pump are not careful, a major amount of energy can be consumed. Heat also needs to be removed by a fan or a pump and distributed to the home. To improve heat pump COP, the hot temperature of the liquid produced is often much lower than for a boiler or furnace. Hence, fan energy can be increased over that of a furnace. This effect is very small in systems that use low temperature radiant heating systems (circulation pumps consume relatively little electrical energy). This leads to a more accurate definition of efficiency for a GSHP *system* (System Coefficient of Performance):

$$\text{SCOP} = \text{useful heat delivered} / (\text{loop pump energy} + \text{heat pump energy} + \text{distribution fan or pump energy})$$

In heating mode in a cold climate, the system COP of a heat pump rated at COP=4+ can easily drop to COP=3. In our experience, a system COP of 3 for a heat pump in heating mode would be considered good even with very efficient heat pump equipment and well designed and installed pumps.

In cooling mode in mixed and cool climates, system COP values tend to be higher because the ground temperature in summer (perhaps 60 F) are close to the desired air conditioning coil temperature (40 F), whereas the heating coil (say 95 F) are far from the winter ground temp (say 35). That said, the electrical energy to run the pumps, fans and compressor of the whole system is useful heat in the winter (the inefficiency in the motors results in heating, which is the whole purpose) and increases the cooling load in summer (all of the inefficiency results in heat, which then has to be removed by the heat pump).

Climate and Application Impact on Efficiency

A GSHP rejects and collects its heat from the ground. Hence, the temperature of the ground greatly influences its efficiency. Using a GSHP to cool a building when the soil temperature is 60 F will be very efficient (remember the heat pump would only need to overcome a “height” of 20 F to create a 40 F coil temperature). Alas, the

houses that need the most cooling are in the deep south, and in the south the average temperature of the soil is quite warm, closer to 70 F. As the summer wears on and the GSHP pumps more heat into the ground the temperature of the soil rises well above the temperature shown on the map below and the efficiency drops. If the heat in the soil is not extracted by the heat pump for heating during winter, or not removed by a cold winter, there is a danger that the soil temperature will rise significantly over the years.

This issue is even more significant in cold climates where the soil temperature on average is below 50 F. If a GSHP extracts heat during the winter it is quite common for the temperature of the soil around the ground loop pipes to drop to below 40 F and freezing is likely. Hence, the efficiency of the heat pump (which then needs to pump the 32 F temperature up to 95 F or higher) drops as well.

In climate zones with moderate soil temperatures (approximately 50-65 F), the soil can provide more energy for heating in winter and a better sink for cooling in summer. For mixed-climate zones, where heating and cooling are approximately balanced, the efficiency of a GSHP system will be higher, perhaps significantly higher, than a COP of 3. In these types of applications: moderate soil temperatures, nearly balanced annual heating and cooling loads, a GSHP can be an ideal solution.

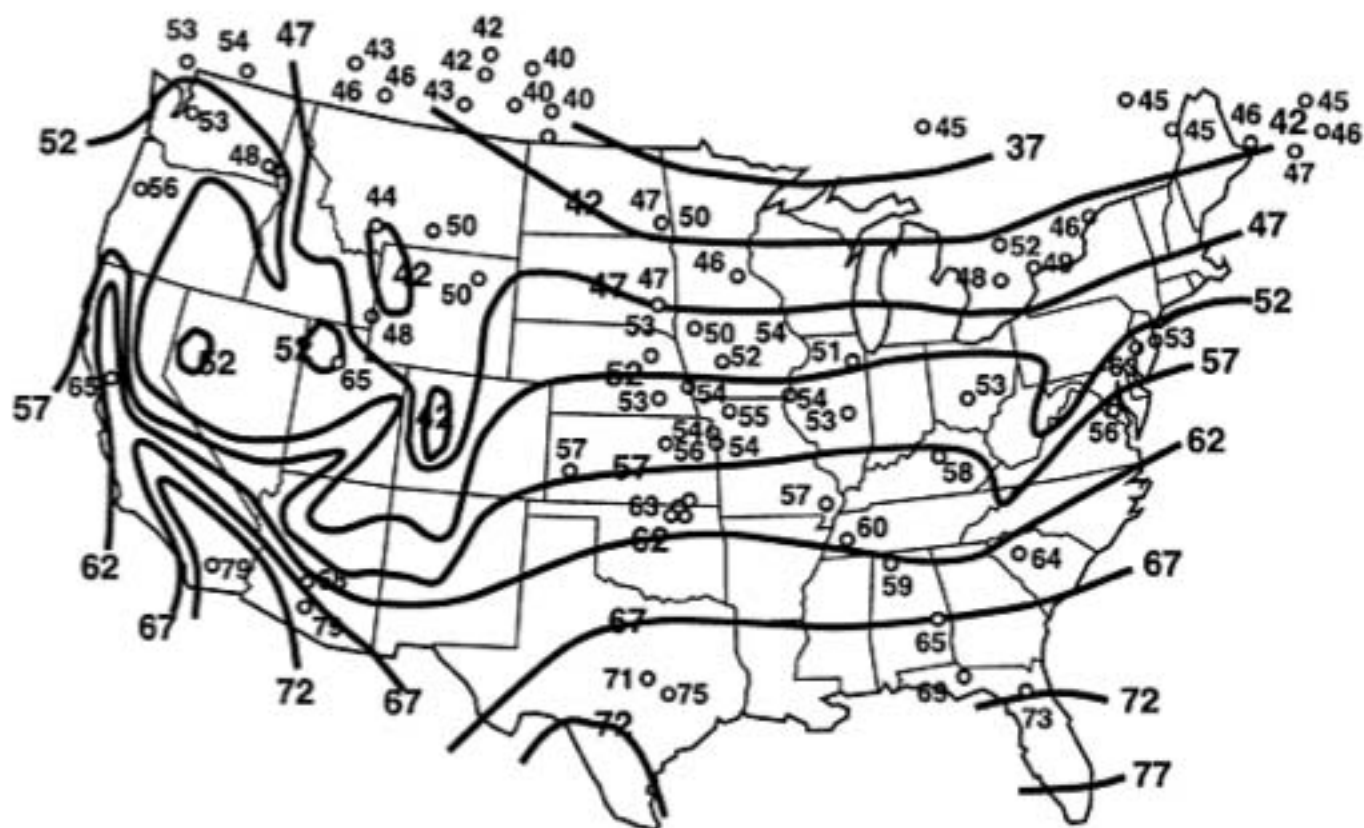


Figure 2. Mean annual earth temperature observations at individual stations, superimposed on well-water temperature contours.

Map of Average Soil Temperatures

Carbon Emissions

The choice of a GSHP is often made to reduce emissions on the assumption that a COP of 3 would reduce emissions by a factor of 3. This is not true for most situations because the national electrical grid is both inefficient and carbon intensive

(about 50% of all electrical power is generated using dirty coal plants). On average, the electricity system delivers less than 40% of the energy in fossil fuels to the household as electricity.

On average, carbon emissions average 1.36 lbs of CO₂ per kWh of electricity delivered to a household (this information is available from the EPA eGRID project). This is based on energy generation, and does not include line and distribution losses, which tend to add around 10% to the carbon content of electricity. Assuming a system COP of 3, 1.36 lbs of CO₂ would be created for the generation of 3 kWh of useful, or 0.45 lbs CO₂ per kWh of heat delivered.

Burning pipeline-delivered natural gas produces 0.40 lbs of CO₂ per kWh of heat, if burnt at 100% efficiency. If a 92% efficient boiler operating on natural gas were to be employed to make heat, it would produce about 0.44 lbs of CO₂ per kWh of heat delivered.

Although the grid is well interconnected, there are broad regions of the country which have higher and lower CO₂ emissions than average depending on their generation mix. For example, in the Pacific Northwest or Quebec, electricity is generated from clean hydro, and the emissions are only 0.36 lbs per kWh electricity in Washington state. Hence, a COP=3 GSHP in Washington would reduce emissions by a factor of over 3 versus a natural gas boiler. Given the mild temperatures, and usefully warm ground temperatures, a GSHP would often be a good choice for reducing CO₂ emissions in this situation. In North Dakota, however, the CO₂ emissions are 2.39 lb CO₂ per kWh electricity. Given the cold winter temperatures (ie, large heating load) and low ground temperature (and hence a much lower COP than Washington state), a GSHP could increase emissions by 50% above a high efficiency natural gas furnace, and result in a significant increase in total carbon emissions per household.

Future

As our sources of electrical energy become cleaner (i.e., less carbon intensive) or if electricity is generated wholly on site, a GSHP system will reduce the operating costs and carbon emissions relative to most other technologies. However, to be cost competitive, the house should be very well insulated and airtightened with very good windows, shading, etc.

One potential, and likely, vision of the future has super-energy efficient houses coupled to photovoltaic systems that generate about 75% of the total annual energy use of the home. Grid connection allows the house to have momentary surges of power consumption and power production. The 25% can easily be made up of no- or very-low carbon electricity. In this future, it would be desirable to eliminate the carbon emissions of the already very low emissions generated by burning natural gas. Heat pump systems, wether air-sourced or ground-sourced are the obvious choice to provide cooling, heating, and dehumidification in such a future. Hence, continued work on improving the efficiency, reliability and cost effectiveness of heat pumps must continue if and when such a day comes.

One innovative approach that holds promise in colder regions is the use of solar heating or waste heat to charge the ground loops during sunny weather so that during subsequent heating the COP is significantly higher.

Summary

Ground Source Heat Pumps are just one of many heat pump systems available. Although claims of very high efficiency are made, field experience suggests that real systems have somewhat less performance. For climates with moderate ground temperatures, and houses with approximately equal annual heating and cooling loads, GSHP system can be ideal.

The claim that GSHPs reduce carbon emissions is difficult to substantiate. Because of the inefficiency and carbon intensity of the national electrical grid, the carbon emissions of a GSHP system with a COP of 3 is approximately the same as a natural gas condensing furnace or boiler. In cases where natural gas is not available, or the electrical supply is cleaner than average, even a COP of 3 will result in carbon emission reductions.